

Resources: Water & Waste

Sustainable Development Sector Analysis Framework

August 2018



This is a methodological document aimed at clarifying how Mirova takes into account sustainable development issues in the framework of the environmental, social and governance analysis of each sub-sector of activity.

An affiliate of:

The Water & Waste sector is central to the development of a sustainable management for natural resources, both at environmental and social levels. On the environmental level, how can we ensure the sustainable use of water and other natural resources in order to ensure the sustainability of ecosystems? How can we adapt to the consequences of climate change on water resources, including increased droughts and floods? On the social level, with one in nine people without access to clean water, how can we address obvious human development challenges? Beyond the critical issue of access to clean water, it is also establishing appropriate water management, in order to preserve its availability, especially in areas prone to drought, despite climatic hazards, and to limit the damage suffered by the inhabitants of the flood-prone areas. With regard to waste and its growth, especially for certain categories such as plastic and electronic waste, the potential for recovery is largely untapped: circular economy is still underdeveloped, and represents opportunities to explore for the private sector.

Sectors: Water supply, wastewater treatment, waste treatment, manufacturers of waste and water treatment equipment.



Table of contents

Water & Waste: at the core of the Sustainable Development Goals	4
Sustainability Opportunities	5
Access to Water and Sanitation Services	5
Circular Economy	6
Innovative Technology.....	7
<i>Exposure to Opportunities</i>	8
Environmental and Social Risk	9
Water Stress Management	9
Management of Environmental Impacts	11
Infrastructures' Efficiency	11
Health and Safety of Employees and Subcontractors	12
Human Resources	12
Business Ethics	13
Sustainable Development Governance	13
<i>Risk Assessment</i>	14
Conclusion	15
Our Approach to sustainability assessment	16
Sources	20



Water & Waste: at the core of the Sustainable Development Goals

The sector's players develop solutions for water resource management, water distribution, wastewater and waste management.

These topics represent sustainable development issues for all countries, and are explicitly included in the Sustainable Development Goals (SDGs) defined by the UN in 2015. Goal 6 is dedicated to access to water, and Goal 12 is partly related to the transition towards a circular economy:



Ensure access to water and sanitation for all



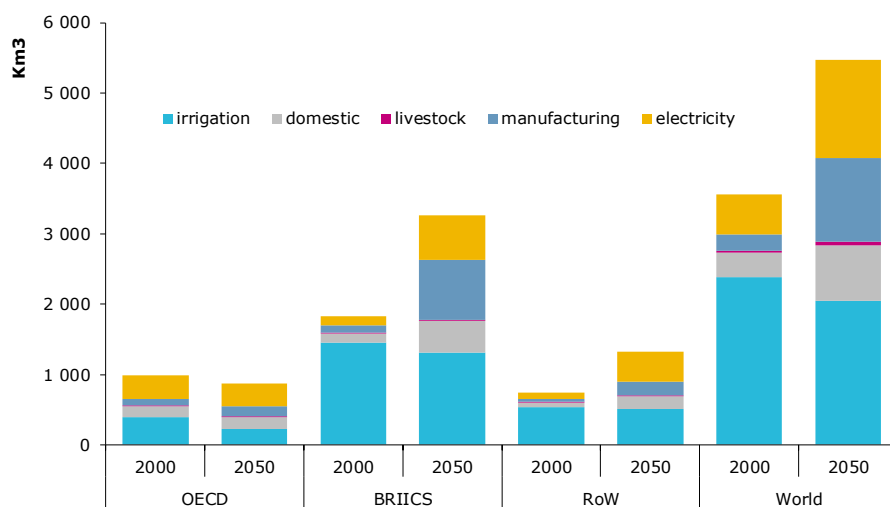
Ensure sustainable consumption and production patterns

With regard to water, first of all: ensuring access to clean water for all and securing access to this resource in a context of increasing water stress is a major challenge.

Without investment, existing water distribution and treatment equipment and networks will deteriorate, leading to further water losses and quality problems: on the one hand, as the equipment becomes obsolete, maintenance and renewal operations are necessary to control the obsolescence and its effects, including significant water leaks. On the other hand, changes in lifestyles and consumption influence the nature and concentration of water pollutants, to the extent that current treatment technologies may become inadequate to filter new pollutants (high concentration of chemical and medicinal residues in domestic water, high concentration of nutrients and chemical biocides in agricultural water, etc.).

At the same time, population growth and economic development are driving a sharp increase in water demand, while climate change is exacerbating the problem of water availability. This trend is expected to worsen in the coming decades, making water stress an increasingly difficult challenge.

Figure 1: Global water demand



Source: OECD Environmental Outlook to 2050: The Consequences of Inaction



In addition, services such as waste collection and treatment are basic environmental services that are necessary for all but are still not available in many parts of the world. These services also face two challenges: the increase in the amount of waste produced and the development of complex waste (toxic or electronic waste in particular).

However, the subject of waste is not limited to its management. The development of a circular economy, making it possible to upcycle waste into useful goods (recycling, energy recovery) and therefore reducing the extraction of natural resources, is necessary to meet the challenge of resource availability.

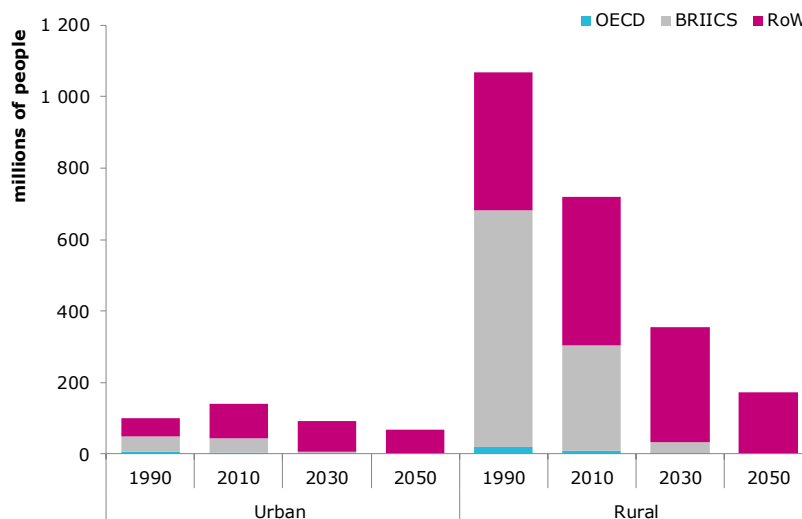
As a result, all stakeholders in the water and waste sectors are positioned on key environmental themes, and all have the opportunity to contribute to the Sustainable Development Goals. Nevertheless, certain specific activities can be identified as having particularly strong impacts, and therefore greater opportunities: activities in developing countries, activities for the development of a circular economy and innovative technologies to significantly improve the state of practices. These activities will therefore be further promoted as part of an impact-oriented investment approach.

Sustainability Opportunities

Access to Water and Sanitation Services

While access to water and basic sanitation services is historically widespread in developed countries, this issue is still relevant in many emerging countries. Despite considerable progress on this issue, with an additional 1.8 billion people gaining access to clean water between 1990 and 2008, 844 million people are still without access today, 37% of whom live in sub-Saharan Africa (OMS, UNICEF, 2017).

Figure 2: Population without access to a clean water source

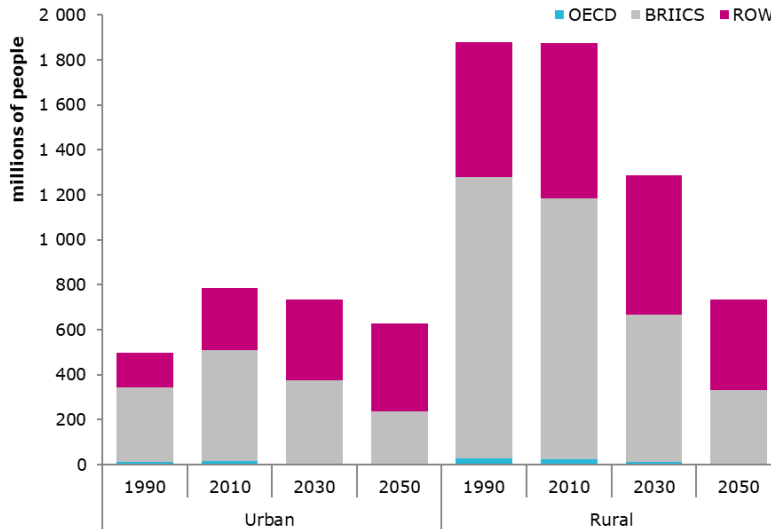


Source: OECD Environmental Outlook to 2050: The Consequences of Inaction

Also, in sub-Saharan Africa, less than one-third of the population have access to sanitation facilities. Worldwide, 2.3 billion people lack basic sanitation facilities (WHO, UNICEF, 2017).



Figure 3: Population lacking access to basic sanitation facilities



Source: OECD Environmental Outlook to 2050: The Consequences of Inaction

However, it is estimated that up to 80% of diseases in developing countries are linked to poor sanitation and access to clean water (UN Water, 2013). Therefore, achieving the sustainable development goals by 2030 requires expanding development project initiatives in those areas where health structures are still lacking.

Companies showing a greater penetration in developing countries are the best positioned to have a positive impact for human development. Therefore, they will be given priority in the context of an impact-oriented responsible investment strategy.

KEY INDICATORS

- Share of turnover generated in countries where there is no access to water and sanitation services
- Budget for actions to increase access to water and sanitation services in developing countries

Circular Economy

Waste management is an essential service, but it may refer to a wide variety of practices. From landfilling to material recycling, not all solutions are of equal environmental interest. The most environmentally friendly waste management solutions are, in descending order: material recovery (i.e. reuse or recycling), energy recovery (incineration with energy recovery), landfilling with generation and biogas recovery, and finally landfilling without recovery.

In Europe, according to the European Environment Agency, each European generates an average of 3.5 tons of waste per year (Eurostat, 2015). Nearly two-thirds of this waste is sent to landfills or incinerated.

The objectives defined in the European framework directive are ambitious and clearly direct the sector towards circular economy: by 2020, half of household waste will have to be recycled in the Member States. This goal reaches 70% for waste from construction and demolition activities.



In the waste treatment sector, with the increase in the volumes of waste to be treated and the greater consideration given to challenges of resource depletion, companies that focus on the most advantageous solutions in terms of resource conservation, i.e. reuse and recycling, will be considered as providing solutions and favorably exposed to the market opportunities associated with the transition towards a circular economy.

KEY INDICATORS

- Proportion of turnover generated by recycling activities
- Proportion of waste recycled

Innovative Technology

The sector is facing the emergence of problems requiring advanced technological solutions: new types of water pollution (such as micropollutants in drinking water or from cosmetics, medicines, etc.), development of complex waste (Waste Electrical and Electronic Equipment, known as WEEE), toxic and dangerous waste (e.g. radioactive), scarcity of resources, etc. Stakeholders from various sectors are developing innovative solutions to meet these challenges. In addition to major environmental service groups (water treatment and distribution, waste collection and treatment), these specialized industrial players offer products with a high environmental impact.

In particular, the treatment of hazardous waste is an activity that requires both specific expertise from companies and the development of innovative solutions. Some growing sectors generate hazardous waste whose volume growth is expected to be significant in the coming years. For example, WEEE, generated by the increasing use of information and communication technologies, contains various hazardous substances and is the fastest growing source of waste in Europe. By 2020, they will have reached 12 million tons per year.

The private sector can also bring solutions on the Water theme. For example, advanced membrane filtration technologies, or "smart irrigation", can drastically improve the efficiency of water use and treatment. Similarly, technologies that enable or improve rainwater harvesting and storage are part of the solutions that will be developed to meet the objective of resource safety.

Technological developments and innovations are necessary to meet current and future challenges related to water and waste. Innovative players designing solutions that are technically, environmentally and economically efficient will therefore be favored as part of a responsible investment strategy.

KEY INDICATORS

- Proportion of turnover generated by innovative technology



Exposure to Opportunities

Indicators Considered	
High exposure	<p>> 50 % of turnover generated by water and waste activities And > 10% of exposure to developing countries Or > 50% of turnover generated by recycling, treatment or decontamination activities of hazardous waste Or > 50% of turnover generated by management or innovative activities</p>
Significant exposure	> 50 % of turnover generated by water and waste activities
Low or no exposure	< 50 % of turnover generated by water and waste activities
Negative exposure	No activity in the Water & Waste sector is currently evaluated at this level

The analysis of budgets for water access or sanitation actions in developing countries will be complementary source of information that may justify increasing the use of turnover-based assessment.



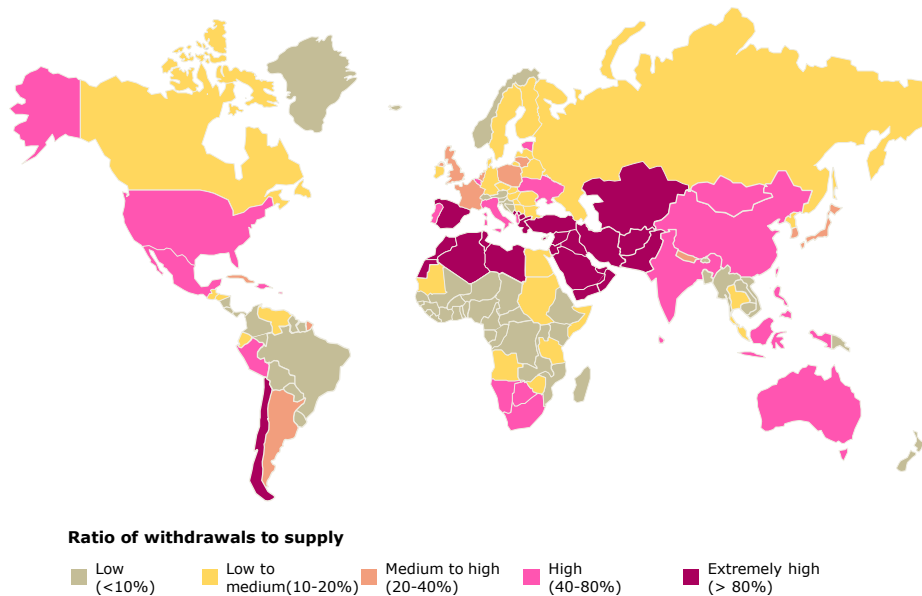
Environmental and Social Risk

Water Stress Management

Water stress is a ratio that is assessed by comparing water withdrawals (domestic, industrial, agricultural) and total blue water resources (surface fresh water). To date, nearly 1.2 billion people are already facing scarcity of water resources (PNUD, 2006).

According to the IPCC (Intergovernmental Panel on Climate Change), an intensification of water stress in Central and Southern Europe is highly possible. In this region, the number of people affected could increase from 28 to 44 million by 2070.

Figure 4: Water stress by country in 2040



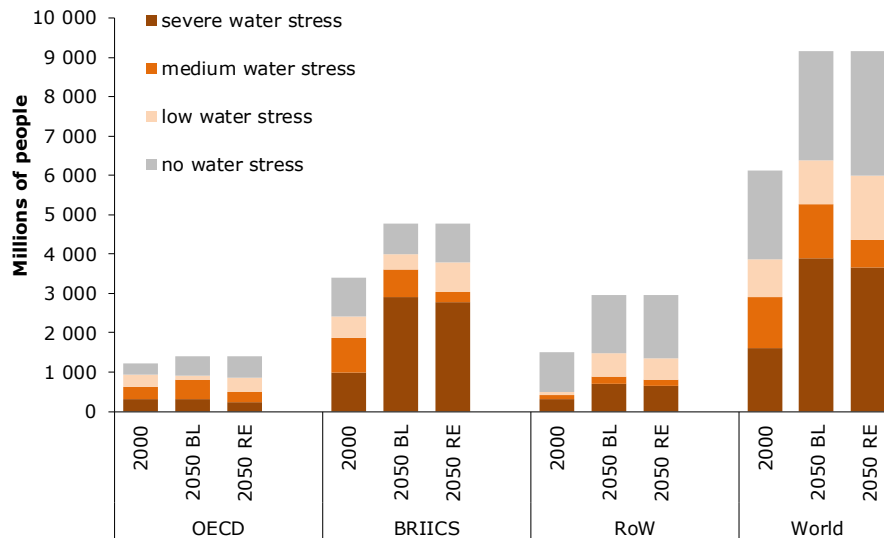
Source: Mirova / (World Resources Institute, 2015)

Worldwide, the World Resources Institute (WRI) estimates that about 30 countries (out of 167 evaluated) will be facing extremely high water stress by 2040. Nearly half of these countries are in the Middle East, an area already prone to freshwater shortages. Major economies are also affected, since the United States, China and India will also be exposed to a high water stress ratio, which could increase in some of regions by 40% to 70% by 2040.

The OECD confirms these worrying forecasts, projecting a worldwide increase of more than 50% between 2000 and 2050 of the number of people living in water-stressed areas.



Figure 5: People living in basins subject to water stress



Scenarios

BL: Baseline

R.E.: Resources' efficiency

Source: OECD Environmental Outlook to 2050: The Consequences of Inaction

In this context, water sector operators are required to guarantee that their management of water intake is sustainable. In some countries the legislation requires companies to conduct a risk assessment to evaluate the potential impact of their activities on sampling basins. This type of action seems essential and highly recommended for all actors operating in high-risk water stress areas. In addition, operators also have the ability to take action to limit the impacts of water stress, in collaboration with their stakeholders. Some examples of initiatives that will help to combat water stress include intelligent management of water catchment areas, defined in consultation with other local stakeholders (e.g. those with seasonal water use), actions to raise people's awareness about water saving, and discussion on potential water recycling programs (for industrial clients in particular).

We encourage companies to demonstrate that they have mapped their water stress risk and have defined a sampling management plan to reduce the potential impact of identified risks. While these practices are sometimes imposed by regulation, it is not the norm in every country. To complement this approach, we also support the implementation of good practices that help to address water stress at the local level.

KEY INDICATORS

- Regulatory compliance
- Mapping risks
- Implementing risk management plans to reduce exposure
- Adopting practices to address water stress



Management of Environmental Impacts

The Water & Waste sector is largely industrial and has significant environmental impacts. Greenhouse gas emissions and other atmospheric pollution, water quality, etc., are all material issues for the sector. Because these issues are important, they have been an integral part of operations management for years. Nevertheless, there are still differences between stakeholders who are advanced in this field and others who may be experiencing weaknesses in their management systems.

A specific focus will be given to waste treatment activities. The impacts of a waste treatment site depend largely on the type of operation: a sorting site does not deal with the same issues as a waste incineration plant (WIP). A waste treatment site - e.g. an open air discharge - is likely to have significant negative impacts on the environment: rainfall is loaded with waste residues before draining into the ground and flowing into groundwater. As a result, they are polluted with heavy metals or toxic materials. Another example is the treatment of sewage sludge: this sludge is the product of wastewater treatment plants (WWTPs), and is loaded with chemical contaminants, as well as pathogens (bacteria, etc.). Their treatment and elimination are also an important issue, although there are significant disparities in the sector's practices.

The environmental performance of each company will be assessed taking into account its infrastructure and the following criteria: formalization of an environmental management system (EMS), including monitoring and objectives (to reduce pollution and greenhouse gas emissions, etc.) and the environmental performance will be analyzed on a case-by-case basis. Particular attention will be given to the practices implemented by waste treatment facilities.

KEY INDICATORS

- Monitoring of environmental impact indicators: air and water emissions and the type of pollution
- Definition of objectives
- Level and evolution of performances

Infrastructures' Efficiency

In relation to the criticality of water resources, one of the key issues for the water distribution sector is to optimize its performance, in particular by reducing network leakage rates. Indeed, these rates now vary widely from region to region and depend on the age of local infrastructure and its maintenance: many industrialized countries have relatively old distribution networks, dating back to the first half of the twentieth century. In some cases, they have reached their full operating life, but have not always had the necessary maintenance work to guarantee consistent performance. In some regions in France and Spain, up to 30% of water is wasted before being delivered to the consumer. In the United States, the United States Geological Survey (USGS) estimates that nearly 23 million cubic meters of water are lost each day due to leaks, a volume equivalent to the total water consumption of the ten largest American cities.

For businesses, this topic is directly related to their operational performance. Companies are relatively dependent on the state of local infrastructure, which varies greatly from one region to another. However, they have a role to play in optimizing infrastructure's performance by making relevant investments to reduce leakage.

Standard maintenance operations (repairs, replacement) are therefore preferred, but other means now exist to optimize the operational performance of the networks. These solutions include smart-metering, which allows rapid identification of failures or leaks, or the use of drones to monitor the status of certain parts of networks, which is also sometimes relevant.



For the companies involved, we evaluate the performance of the distribution networks on the basis of the following criteria: monitoring of leakage rate, definition of objectives and action plans to optimize performance.

KEY INDICATORS

- Monitoring of leakage rates, definition of performance objectives
- Evolution of leakage rates
- Investments in operations or equipment to optimize infrastructure performance

Health and Safety of Employees and Subcontractors

Waste collection and treatment activities are particularly exposed to serious accident risks and are frequently painful for employees.

Waste collection is thus marked by a high number of accidents related to the trips of pickup trucks (road accidents, waste weight, etc.). As for waste treatment, it is still very manual even though robotization is on the rise. These manual activities are often repetitive (musculoskeletal risks) and expose employees to potentially hazardous waste (contaminated waste, sharp edges, etc.). Some water distribution jobs are also very difficult and/or dangerous.

On the other hand, the sector often outsources operations. Still, subcontractors do not always benefit from the same protection regarding occupational safety, since companies often concentrate their efforts on their own employees (training, accident follow-up). However, it is essential to guarantee that all workers, even subcontractors, benefit from the most advanced procedures in reducing the risk of accidents.

Satisfactory management of health and safety issues requires the implementation of performance monitoring and action plans adapted to the main improvement areas. A good performance or a clear improvement in accidentology (frequency, severity) is also a positive indicator that this issue is taken into account. As outsourcing is a common practice in the industry, we also analyze security risk management for both subcontractors and outsourced providers. We expect the level of management and monitoring to be consistent with what is being done for the company's employees.

KEY INDICATORS

- Formalization: implementation of a policy, monitoring indicators and quantified objectives for workplace accidents, for both employees and subcontractors
- Performance: performance evolution over the last few years

Human Resources

Arduous working conditions can make it challenging to attract and keep employees. Therefore, it seems important to pay specific attention to this issue.

In addition, with many technical professions in the Water and Waste sector, developing and strengthening skills is essential. Talent management and succession planning are therefore essential elements of human resources management in the industry.

Finally, the current economic context forces many stakeholders in the sector to initiate drastic cost reduction plans, sometimes including significant restructuring of the workforce.

When analysing the human resources practices of a company in the sector, we will be particularly vigilant regarding skills management, specific plans for employees in



arduous positions and, where applicable, the responsible management of restructuring.

KEY INDICATORS

- Restructuring: Implementation of plans; percentage of workforce reduction; implementation of a responsible management process
- Level of formalization of plans for skills management and strenuous positions management Restructuring: number of people concerned, share of beneficiaries of mitigation measures (early retirement, training and job-search assistance, etc.), compensatory measures, etc.

Business Ethics

Corruption practices in public markets are a recurrent risk. Companies in the water and waste sector are therefore facing this issue, which can be sensitive to varying degrees based on their level of exposure to public markets and according to geographical areas.

The analysis of business ethics practices also takes into account controversies, including responsible marketing (in particular water pricing policies in favor of low-income populations), compliance with competition rules, etc.

The review of business ethics risks is mainly based on a comprehensive analysis of the controversies related to the company and the company's reactions.

KEY INDICATORS

- Establishment in countries with high corruption risk
- Significant ethical controversies and company responses
- Current litigations and fines paid

Sustainable Development Governance

The integration of sustainability at the core of a company's governance seems to be critical for this industry, which is well positioned to support a sustainable development of our societies, but is also significantly exposed to ESG risks. Therefore:

We encourage companies to establish governance mechanisms for corporate responsibility. We also support the establishment of mechanisms to include the interests of all stakeholders, and to align the interests of executives with the long-term development of the company.

We are also attentive to the company's approach to value distribution, which should be fair between all company's stakeholders.

KEY INDICATORS

- Quality of the sustainable development approach
- A director or a board committee dedicated to CSR issues.
- Inclusion of extra-financial criteria in the executives' variable remuneration
- Equitable distribution of value and tax rate



Risk Assessment

	Criteria
Positive	Must not meet the criteria to qualify as "Risk" And advanced environmental management combined with high performance And proper human resources management And where appropriate, adequate management of water stress risk
Neutral	All other cases
Risk	Inadequate management of environmental issues Or significant ethical controversies (e.g. corruption) without a proper action plan to reduce risk Or significant human resources issues that are not sufficiently managed



Conclusion

Water & Waste companies are favorably positioned to meet the long-term challenges of natural resource management. Some companies are particularly active in providing solutions: companies operating in emerging countries where access to water and sanitation services are not yet fully developed, those positioned on a more environmentally-friendly waste management (circular economy recycling, treatment of hazardous waste), or offering technological innovations that respond to new environmental issues facing the sector.

In terms of the most material risks, operationally, the water sector is directly exposed to water stress risks; in addition, some aspects of economic performance are totally linked to the company's environmental performance, the most representative example being the issue of leaks in water distribution. From a social perspective, employees and many subcontractors in the industry are particularly exposed to occupational safety issues. Because of exposure to public markets, the risks of corruption can also be significant.

A company with deficient risk management may see its opinion significantly downgraded. In this case, we engage in a dialogue with the company to share our expectations and encourage the development of more sustainable practices.



Our Approach to sustainability assessment

Acting as a responsible investor requires interpreting the economic world within its social and environmental context. This approach calls for understanding the interactions between different private-public players, small-medium-large companies, developed and developing economies to ensure that each player's growth is consistent with the balance of the rest of the system. It is a long-term approach that guarantees that today's choices will not lead to negative consequences for future generations. Understanding these complex relationships demands:

- Clear understanding of sustainable development issues facing our societies,
- Assessing the possible interactions between the assets of our investment strategies and these sustainability issues.

The SDGs as a Guide

Following the Millennium Development Goals created in 2000, the United Nations set out a new framework for sustainable development in 2015. It contains 17 Sustainable Development Goals (SDGs), broken down into 169 specific targets designed to address the main social and environmental issues between 2015 and 2030. In addition to having been adopted by all members of the United Nations, the SDGs offer several advantages.

First, they establish a comprehensive framework concerning environmental and social issues, applicable to all economies regardless of their level of development. Thus, while some issues such as ending hunger or ensuring access to water for all are often more relevant for low- and middle-income countries, other objectives such as fighting climate change or making cities safe, resilient and sustainable, are applicable at all levels of development.

Moreover, the SDGs can be considered as a frame of reference for sustainable development issues for a variety of actors, from governments to companies and investors. The private sphere is increasingly considering environmental and social issues, illustrating new forms of governance where subjects of general interest are no longer solely the prerogative of the public sphere. Considering the SDGs can help companies to think on how they create environmental, economic, and social value.

Finally, the SDGs help investors to question the long-term resilience of their assets and portfolios to the ongoing transformations. Then, investors can go even further by looking at their exposure to new solutions and economic models that will respond to long-term economic transformations. For example, the targets associated with the SDGs to significantly increase the share of renewable energy and to double energy efficiency by 2030 imply a profound transformation within the energy sector.

We consider the SDGs squarely in line with our mission. As a result, in 2016, Mirova decided to use this framework to define its responsible investment approach.



Figure 6: The 17 Sustainable Development Goals

	End poverty in all its forms everywhere		Reduce inequalities within and among countries
	End hunger, achieve food security and improved nutrition and promote sustainable agriculture		Make cities and human settlements inclusive, safe, resilient and sustainable
	Ensure healthy lives and promote well-being for all at all ages		Ensure sustainable consumption and production patterns
	Ensure inclusive and equitable quality education and promote lifelong learning opportunities for all		Take urgent measures to combat climate change and its impacts
	Achieve gender equality and empower all women and girls		Conserve and sustainably use the oceans, seas and marine resources for sustainable development
	Ensure availability and sustainable management of water and sanitation for all		Protect, restore and promote sustainable use of territorial ecosystems, sustainably manage forests, combat desertification, and halt and reverse land degradation and halt biodiversity loss
	Ensure access to affordable, reliable, sustainable and modern energy for all		Promote peaceful and inclusive societies for sustainable development, provide access to justice for all and build effective, accountable and inclusive institutions at all levels
	Promote sustained, inclusive and sustainable economic growth, full and productive employment and decent work for all		Strengthen the means of implementation and revitalize the global partnership for sustainable development
	Build resilient infrastructure, promote inclusive and sustainable industrialization and foster innovation		

Source: United Nations



Assessing Environmental and Social Quality by the SDGs

We believe that the SDGs will transform the economy as we know it. Acting as a responsible investor starts with taking a broader view of the way investors think about the environmental and social profile of the assets they finance. These interactions can be grouped into two categories:

- **Materiality:** how the current transitions are likely to affect the economic models of the assets financed either positively or negatively.
- **Impact:** how investors can play a role in the emergence of a more sustainable economy



We believe that these two approaches are closely linked. Our evaluation methodology thus seeks to capture the extent to which each asset contributes to the SDGs. From our perspective, this approach provides a relevant vision on both the "Materiality" and "Impact" aspects.

A Five-level Qualitative Analysis

Mirova has based its environmental and social evaluation method on four principles:

A RISK/OPPORTUNITY APPROACH

Achieving the SDGs requires taking two different dimensions into account that often go together.

- **Capturing opportunities:** when companies center their strategies on innovative business models and technologies focused on technological and societal transformation, they can often capture opportunities related to the SDGs.
- **Managing risks:** by proactively managing risks related to these transitions, companies can reduce and re-internalize their social and environmental externalities, which often takes the form of general management of sustainability issues.

This analysis structure gives equal importance to opportunities and risks. It is the first prism through which we analyze sustainable development issues.

A LIFE-CYCLE VISION

To identify the issues that could impact an asset, the analysis of environmental and social issues must consider the entire life cycle of products and services, from raw material extraction to end-of-life phase.

TARGETED AND DIFFERENTIATED ISSUES

Our risk/opportunity analysis focuses on the elements most likely to have a real impact on the assets studied and on society in general. Additionally, the issues that economic players face



are very different depending on the sector, and can even vary within the same sector¹. For example, it is important for us to focus on work conditions for suppliers in the textile industry, while for automobile manufacturers, the focus will be more on energy consumption during product use.

So, our analysis focuses on a limited number of issues adapted to the specificities of each asset.

A QUALITATIVE RATING SCALE

Our analyses are summarized through an overall qualitative opinion on five levels. This opinion assesses to what extent an asset contributes to the SDGs.



***2

This rating scale is based on the SDGs and their achievement. As a result, opinions are not assigned based on a distribution set in advance: we are not grading on a curve overall or by sector. Mirova does not exclude any industry on principle, and carries out a thorough analysis of the environmental and social impacts of any asset. For some sectors, this analysis may lead to the exclusion of all or some of its actors. For example, companies involved in fossil fuel extraction are considered "Risk" at best, while renewable energy companies are generally well rated.

An indicative grid provides some overall guidelines regarding the links between opportunities, risks and the overall sustainability opinion.

Sustainability Risks Review	Positive	Risk	Positive	Positive / Committed	Committed
	Neutral	Negative / Risk	Neutral	Neutral / Positive	Positive / Committed
	Risk	Negative	Negative / Risk	Risk	Risk
		Negative	Low or no	Significant	High
		Sustainability Opportunities Exposure			

¹ For every sector, defining key issues is the subject of a specific study. This document is available on Mirova *website*. <https://www.mirova.com/fr/recherche/comprendre#vision>

² *** For Mirova's investments



Sources

Eurostat. (2015). Waste Statistics. Récupéré sur http://ec.europa.eu/eurostat/statistics-explained/index.php/Waste_statistics

The World Bank. (2012). What a Waste.

UN Water. (2013). Facts and Figures. pp. <http://www.unwater.org/water-cooperation-2013/water-cooperation/facts-and-figures/en/>.

UNDP. (2006). Human Development Report. Récupéré sur <http://hdr.undp.org/sites/default/files/reports/267/hdr06-complete.pdf>

WHO, UNICEF. (2017). Progress on Drinking Water, Sanitation and Hygiene. Récupéré sur <http://apps.who.int/iris/bitstream/handle/10665/258617/9789241512893-eng.pdf>

World Resources Institute. (2015). Ranking the World's Most Water-Stressed Countries in 2040. pp. <http://www.wri.org/blog/2015/08/ranking-world%E2%80%99s-most-water-stressed-countries-2040>.



DISCLAIMERS

This document is a non-contractual document for information purposes only. This document does not constitute, or form part of any offer, or solicitation, or recommendation to buy, or concede, or subscribe for any shares issued or to be issued by the funds managed by Mirova investment management company. The presented services do not take into account any investment objective, financial situation or specific need of a particular recipient. Mirova shall not be held liable for any financial loss or for any decision taken on the basis of the information contained in this document, and shall not provide any consulting service, notably in the area of investment services.

The information contained in this document is based on present circumstances, intentions and guidelines, and may require subsequent modifications. Although Mirova has taken all reasonable precautions to verify that the information contained in this document comes from reliable sources, a significant amount of this information comes from publicly available sources and/or has been provided or prepared by third parties. Mirova bears no responsibility for the descriptions and summaries contained in this document. No reliance may be placed for any purpose whatsoever on the validity, accuracy, durability or completeness of the information or opinion contained in this document, or any other information provided in relation to the Fund. Recipients should also note that this document contains forward-looking information, issued on the date of this presentation. Mirova makes no commitment to update or revise any forward-looking information, whether due to new information, future events or to any other reason. Mirova reserves the right to modify or remove this information at any time without notice.

The information contained in this document is the property of Mirova. The distribution, possession or delivery of this document in some jurisdictions may be limited or prohibited by law. Each Recipient must ensure he complies with these requirements and prohibitions.

Non-contractual document written in August 2018 by Sarah Maillard.



MIROVA

French Public Limited liability company with board of Directors
Regulated by AMF under n°GP 02-014
RCS Paris n°394 648 216
Registered Office: 59, Avenue Pierre Mendes France – 75013 – Paris
Mirova is a subsidiary of Ostrum Asset Management.

NATIXIS INVESTMENT MANAGERS

French Public Limited liability company RCS Paris n°453 952 681 Registered Office:
43, Avenue Pierre Mendes France – 75013 – Paris Natixis Investment Managers is a
subsidiary of Natixis.

NATIXIS INVESTMENT MANAGERS INTERNATIONAL

French Public Limited liability company Regulated by AMF under n° GP 90-009 RCS
Paris n°329 450 738 Registered Office: 43, Avenue Pierre Mendes France – 75013 –
Paris Natixis Investment Managers International is an affiliate of Natixis Investment
Managers.

MIROVA U.S., LLC

888 Boylston Street, Boston, MA 02199; Tel: 212-632-2803 Mirova U.S, LLC (Mirova
US) is a U.S. - based investment advisor that is wholly owned by Mirova. Mirova is
operated in the U.S. through Mirova US. Mirova US and Mirova entered into an
agreement whereby Mirova provides Mirova US investment and research expertise,
which Mirova US then combines with its own expertise, and services when providing
advice to clients.

An affiliate of: